

Protecting
a National Treasure

Historic Issues

Bypass Bridge: Design & impacts to the
Cabrillo Bridge & California Building



SAN DIEGO 1916 EXPOSITION

DEDICATION
MARCH 18TH



NEW INTERNATIONAL
EXPOSITION



Bertram Goodhue's original rendering








Yessmore
PHOTO
557.


4431. California Building and Cabrillo Bridge,
Panama-California Exposition, San Diego, Cal. 1915.



PANAMA-CALIFORNIA EXPOSITION, SAN DIEGO, CAL. 1915.




ETHNOLOGY AND CALIFORNIA BUILDINGS, FROM CABRILLO CANYON.



South Side of Ethnological Building, showing California Towers
in background.



WEST ENTRANCE, SAN DIEGO FAIR.




PUNTE CABRILLO.



Puente Cabrillo, and California Building, San Diego Exposition 1915.







9634

THE EXHIBIT





- ◆ **Any bridge across the face of the Museum of Man auxiliary buildings is unacceptable and is contrary to the Secretary of Interior's Standards for the Treatment of Historic Properties.**
- ◆ **Front and center to the entrance of the historic core of Balboa Park is the wrong location**
- ◆ **It would destroy the whole relationship of the original concept of the City on the Hill**
- ◆ **It would destroy historic fabric with over 84 feet of the original Cabrillo Bridge rail to be removed**
- ◆ **It would destroy or obscure some of the most important character defining features of the El Prado historic district.**

“Visibility of the long-obscured south facade of the California Building will be improved.”

-Plaza de Panama Committee Development Team Concept

We agree with this goal of the design team but not the method.

- ◆ **This can be done immediately without building a bridge by removing, pruning and trimming out the overgrowth of the area.**
- ◆ **This area simply hasn't been maintained over the years, it's a simple, quick and cost effective fix.**


Plaza de Panama

Design, Uses, and Historic Compliance

5437. Plaza de Panama showing U. S. Government
and Pan.-Pacific Buildings,
Panama-California International Exposition,
San Diego, Cal.



4480. Plaza entrance to Arts and Crafts Building,
Panama-California Exposition,
San Diego, Cal. 1915.



Design “The final design of the Plaza will protect views of El Prado, the Esplanade and the adjacent historic buildings.” - Plaza de Panama Committee Development Team Concept

- ◆ **The approach appears to respect some historic views while destroying or altering forever the historic viewscape of the very entrance to the historic district.**
- ◆ **We want to see restoration not desecration**
- ◆ **This is how Balboa Park lost important buildings and its historic arcades in the past.**

Uses “The rehabilitation of the plaza will deviate from the 1915-16 open scheme because the uses will differ. The space will be activated so that it becomes a destination. This will require shade, seating and other amenities.” - Plaza de Panama Committee Development Team Concept

- ◆ **This is incompatible with the historic district.**
- ◆ **The restoration of the plaza has to be based on how it appeared historically.**
- ◆ **Should additional changes need to be made, then at that point they need to go back to the original precedents used by both Goodhue and Requa.**
- ◆ **The space should be flexible and programmable to the maximum extent possible. Removing the cars is an admirable goal that we fully support, but we do not support refilling the space with modern and incompatible debris.**
- ◆ **Non-historic features such as water elements, statuary and any items that are not easily portable limits the use for public gathering, which is stated to be a main objective.**

Historic compliance “The final design of the Plaza will help unify the area and will be compatible with the Spanish Colonial-Revival architecture of the 1915-16 Panama-California Exposition. - Plaza de Panama Committee Development Team Concept

- ◆ **Modern materials will not achieve a unifying or historic compatibility. No modern style paving, water features, no other contemporary materials are appropriate.**
- ◆ **Modern landscaping should not be used in this very historic core area. A period plant palette should be utilized.**
- ◆ **The plaza should be disturbed from its original look as little as possible while still achieving programmability needs.**



SOHOsandiego.org